

IBERITAL



Speciality coffee lovers, meet power

# Iberital VISTA

DUAL BOILER Technology



Because your goals are on the horizon, and  
IBERITAL VISTA is what keeps you moving.

Eco-Designed for comfortable and efficient movement, the height of the Iberital VISTA allows you to better see and interact with the customer, allowing you to effortlessly create a more personalised experience.

Automate and control the parameters of extraction with Iberital VISTA touchscreen display that provides greater precision.

Iberital VISTA comes with a dual boiler system, one boiler for coffee and one boiler for hot water and steam. With greater control, the barista can set the correct and precise temperature for serving coffee and ensure high temperature stability, even in peak hours and high demand coffee shops.

IBERITAL VISTA- It's in our DNA

[www.iberital.com](http://www.iberital.com) | T. +34 93 632 64 55

 @iberital\_official

 @IberitalOfficial

 @Iberital

 @Iberital

 @Iberitalcoffee

Iberital VISTA

DUAL BOILER

## Connect with your customers with speciality coffee



Dual boiler system

Thermal insulated boilers and intelligent energy save management

PID Electronic Temperature Control

Pre-infusion profile for each dosage selection. Possibility of selection of the ON/OFF time of pre-infusion

TFT touchscreen display

Touch pad with white leds

Barista area LED lighting

Electronic dosage in millilitres  
(4 doses + continuous)

Ergonomic filter-holde

Ergonomic drip tray that increases comfort

Automatic boiler refill



Boiler drain tap located in the center of the drip tray

Programmable AUTO ON/OFF for each weekday

Quick and easy access to the machine for maintenance

New ergonomic steam controls

Volumetric Control

Cup warmer


IBERITAL Connect (optional)



www.iberital.com | T. +34 93 632 64 55

 @iberital\_official

 @IberitalOfficial

 @Iberital

 @Iberital

 @Iberitalcoffee

**Available in 3 finishes**


Choose your best finish



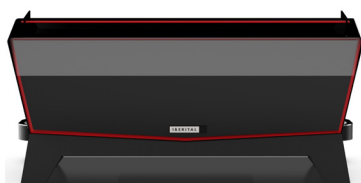
WHITE



BLACK

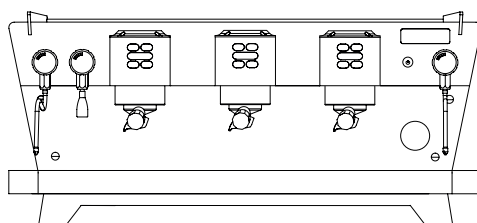
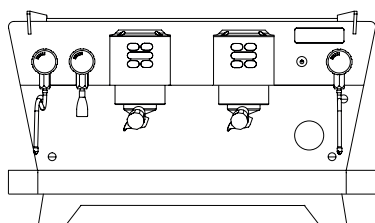


COLOUR



BLACK Backlit

**Available in 2 sizes**



Technical Specifications	2 Groups	3 Groups
Coffee boiler capacity	3 L	4 L
Steam boiler capacity	8.3 L	11.5 L
Power	4200 W	4200 W
Weight	60,6 Kg	91 Kg
Dimensions L x W x H	845 x 672 x 460 mm	1016 x 672 x 460 mm
Front distance between legs Side distance: 380 mm	552 mm	828 mm