

# WSE-5300 Printgraph CMOS I

UV Free Model WSE-5300CR for hazard free from UV!



**6Mega Pixels Image**  
**Touch Panel Control**  
**&**  
**Mouse Control**  
**Auto Zoom (AF)**  
**Auto Filter Change**  
**Epi LED CyanRed**  
**UV light**  
**White LED light**  
**Save as**  
**16bit/8bit TIFF**  
**Save to USB memory**  
**Gel Cutting works**  
**Direct Print out**  
**Wi-Fi Control**

# High Resolution 「Printgraph CMOS I」

**NEW**

## 6M Pixels High Resolution CMOS Camera

「WSE-5300 Printgraph CMOS I」 (Printgraph CMOS I)

### Summary

「WSE-5300 Printgraph CMOS I」 is High resolution **6M pixels monochrome CMOS camera** applied with touch panel control system. Touch panel interface is reflecting ATTO original knowhow which is closing user-friendly for 30 years sales. Detecting by UV light source which DNA(EtBr) and detection CBB pattern with white flat LED light source.

ATTO original 「CyanRed Epi」 is switchable LED light which are Cyan LED and Red LED. Cyan LED is available to detect a fluorescence in both blue and green wavelenth. Detetable EtBr which is difficult to detect in Blue LED. However, **ATTO made its possible for UV free Gel Documentation System with CyanRed Epi.**

Save an image to USB memory directly or print out immediately with UP-X898MD thermal printer.

#### Camera

2927×2054 Pixels  
x6 Auto Zoom lens  
Detection Area  
Max 26×18cm

#### Touch Panel

Zoom Control  
Exposure time  
Light Source select  
Filter changes  
Save an Image  
Print out

#### Cabinet


Withdraw type UV  
CyanRed Epi LED  
White flat LED  
Dark room light  
Gel Cutting work



WSE-5300A Printgraph CMOS I

### Touch Panel

「WSE-5300 Printgraph CMOS I」 is controlled by touch panel. Also, there is available to control WSE-5300 by Wi-Fi connecting with tablet.



#### Lights control

**EPIW** : Dark room lamp ON-OFF  
**UV** : UV light ON-OFF  
Control other lights which are White flat LED, CyanRed Epi LED

#### Lens control

**IRIS**  
**Zoom**  
**Focus**

#### Filter Changes

595nm filter as standard.  
Available add filter \*Option

#### Save an Image

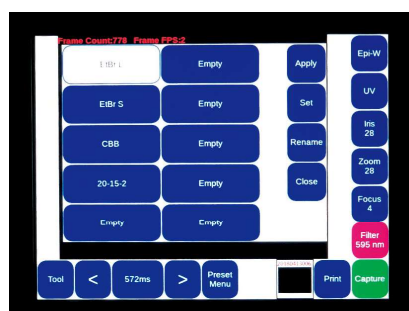
**Capture button** to main unit memory. or USB memory.  
16bit TIFF/8bit TIFF/JPEG/BMP

**Exposure Time**  
5msec~10sec

**Preview Printout**

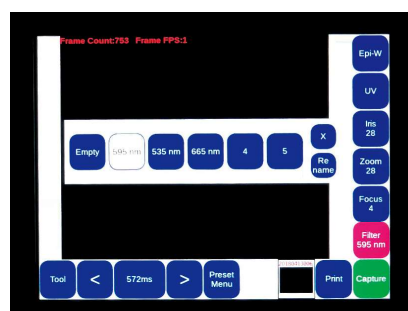
### Save Detecting Condition

User can save detecting condition



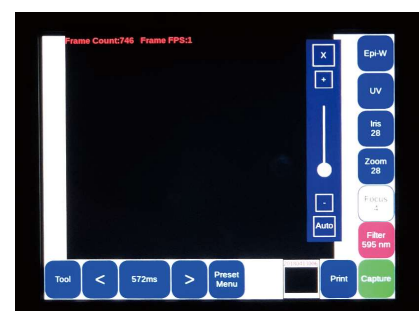
### Filter Changes

Select 6 Position



### Lens Control

Auto Iris · Zoom · Focus




■ Types of Use



**UV light source**  
312nm for EtBr etc.  
595nm filter as standard installation.

※Close a door for detection.



**White Flat LED**  
After SDS-PAGE in CBB(Stained).

**Gel Cutting works**

User can withdraw UV light box.  
ATTO supply an orange shield kit for protecting UV light as standard accessory.

「CyanRed Epi」 UV free !

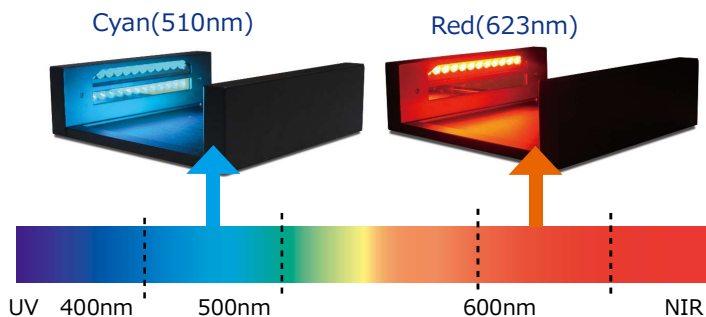
「CyanRed Epi」 is detecting on center wavelength between 510nm Cyan and 623nm Red.

CyanRed Epi is applied Epi type for low background.

CyanLED is detecting much higher resolution fluorescence than Blue LED. Moreover, it may detect Green LED wavelength that low background with higher resolution.

Red LED is detect Cy5 and Alexa647 etc.

(665nm filter is option)



**Selectable LED light**

User can choose light source.

Applied Epi type to show a low background with higher resolution.

Reagent information

Wavelength	Fluorescence reagent
<b>Cyan</b>	EzFluoroStain DNA(ATTO) SYBR Green/Safe/Gold MidoriGreen/GelGreen/Gel Red Ethidium Bromide(EtBr) EzLabel FluoroNeo(ATTO) SYPRO Ruby/Orange Fluorescein(FITC) Flamingo Gel Stain Pro-Q Diamond/Cy3 RFP(Red Fluorescent Protein)
Peak : 510nm 470~520nm	
※595nm filter as standard installed.	
<b>Red</b>	Cy5/Alexa647 ※ 「WSE-5200/5300 665nmLP filter」 Option
Peak : 623nm 590~640nm	



# Specification · Composition

## ■ Specification

Composition	<b>WSE-5300 Printgraph CMOS I</b>
Camera	High Resolution Monochrome CMOS (6M Pixels) Resolution/ High : 2927×2054 Standard : 1463×1027
File format	16bit TIFF/8bit TIFF/BMP/JPEG
Save an image	Main unit memory/USB memory
Lens	x6 Auto Zoom lens (Iris/Zoom/Focus)
Camera View Area	45mm(W)×30mm(D)~260mm(W)×180mm(D)
Sample Size	UV "200mm(W) x 200mm(D)"
Monitor	8 inch Touch LCD Panel
Filter	595nm Band Pass filter (Standard) (Auto filter change system/6position)
Exposure time	5msec~10sec Shows 'Band Saturation with yellow color' (White level)
Interface	USB port×3 (Back×2/Front USB Memory×1) LAN port×1 Wi-Fi (Available to use WiFi/USB mouse like PC control)
Unit Size/ Weight	305(W)×450(D)×620mm(H) · 28.0kg (Main Unit)

## ■ Composition

	WSE-5300	UV Box	White Flat LED	CyanRed Epi
WSE-5300UV Printgraph CMOS I UV Model	●	●	●	
WSE-5300CR Printgraph CMOS I CyanRed Epi	●		●	●
WSE-5300A Printgraph CMOS I ALL IN ONE	●	●	●	●

Code No.	Model name · Parts	Qt
2305305	<b>WSE-5300UV</b> Printgraph CMOS I UV Model Printgraph CMOS I Main unit · UV Box · White Flat LED	1 Set
2305302	<b>WSE-5300CR</b> Printgraph CMOS I CyanRed Epi Model Printgraph CMOS I Main unit · CyanRed Epi · White Flat LED	1 Set
2305310	<b>WSE-5300A</b> Printgraph CMOS I ALL IN ONE Model Printgraph CMOS I Main unit · CyanRed Epi · UV Box · White Flat LED · Thermal Printer	1 Set
2305225	WSE-5200/5300 CyanRed Epi	1 Unit
2305232	WSE-5200/5300 665nmLP filter	1 PC
2305226	WSE-5200/5300 CyanRed Power Box	1 PC
2140202	<b>SONY UP-X898MD Thermal Printer</b>	1 Unit
2140913	<b>UP-110HG</b> Printer Paper 10 rolls	1 Set
2195931	Gel Tray S (194×164mm)	1 PC
3535037	<b>T-8M</b> UV lamp 8W 312nm	1 PC



## ATTO Corporation

Providing research solutions for Biochemistry/Molecular Biology/  
Genetic engineering development

Head Office: 3-2-2 Motoasakusa, Taito-ku, Tokyo, 111-0041 JAPAN

TEL: 81-3-5827-4863 FAX: 81-3-5827-6647 Email: eig@atto.co.jp

URL <http://www.atto.co.jp/>