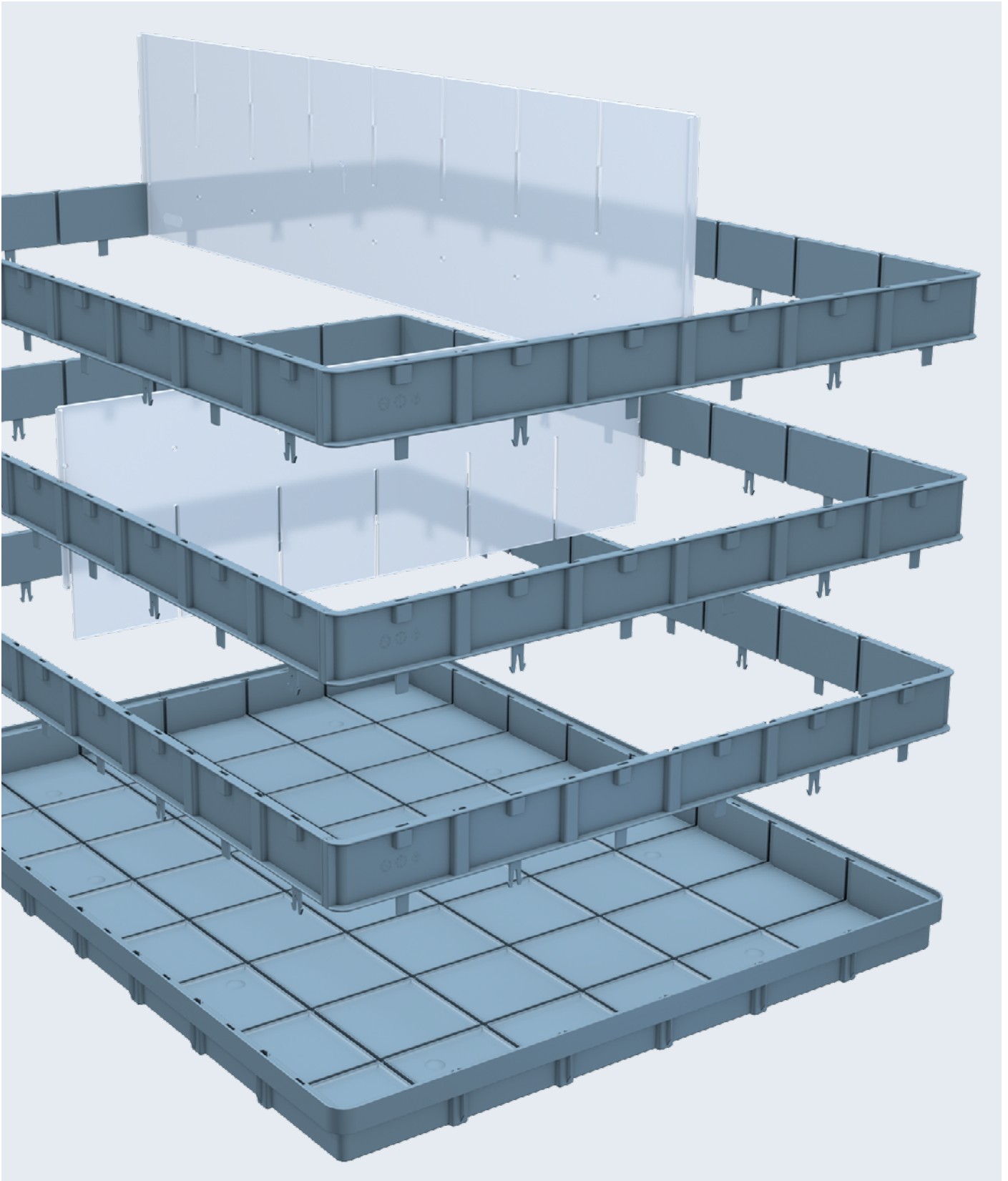


Flyer

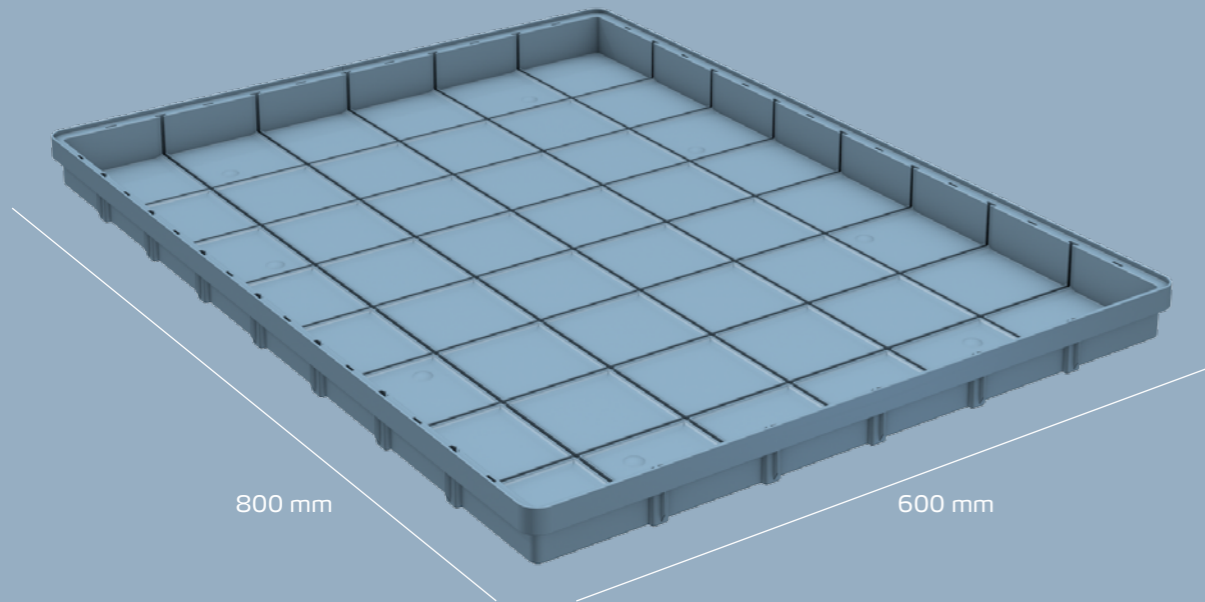
Kardex VLM Box



Kardex VLM Box Base

The base box is the most important component, as all other frames and dividers are based on this box. Choose between 8 different transparent dividers in 4 different heights to create individual storage locations for various items.

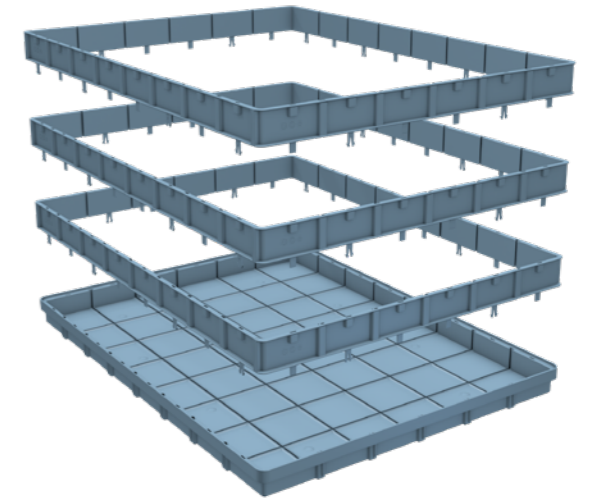
The Kardex VLM Box, tailor-made for the Vertical Lift Module (VLM), ensures a flexible, customized, and organized storage solution. It is available with a width of 600 mm, and with a depth of 800 mm. You can adjust the Kardex VLM Box base height by adding our unique 50 mm extension frames. You can change the height from 50 to 100, 150 and 200 mm. With the dividers, you can create individual storage locations for various items. Add our label holder to create your label. The dimension of 92 × 30 mm fits inside even the smallest bin size location.



Unique frame system

The Kardex VLM Box is recognized by its frame concept. The unique and smart Easy-Click system allows the possibility to build up the Kardex VLM Box base to different heights.

It always adapts to maximize the Kardex VLM Box volume. The Box is extremely flexible and will adapt to your future needs. It is possible to change its height by adding or reducing frames.



Flexible
and scalable
box system

Optimally
adapts to
customer's
needs

Effective
use of available
storage space

Flexible divider system

Kardex VLM Boxes dividing system is flexible and can quickly adapt at any time by using cross and longitudinal dividers to change the locations sizes.

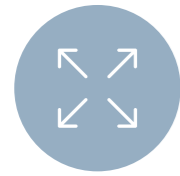
The individual divider concept creates different combinations in order to reach the desired height. This creates individual storage locations and enhances flexibility as well as scalability of the box to deliver a complete storage and classification system. This further ensures maximum storage volume and high-density storage.




Smart plug-in with EasyClick system



Environmentally friendly



Highly-flexible height, width, and depth



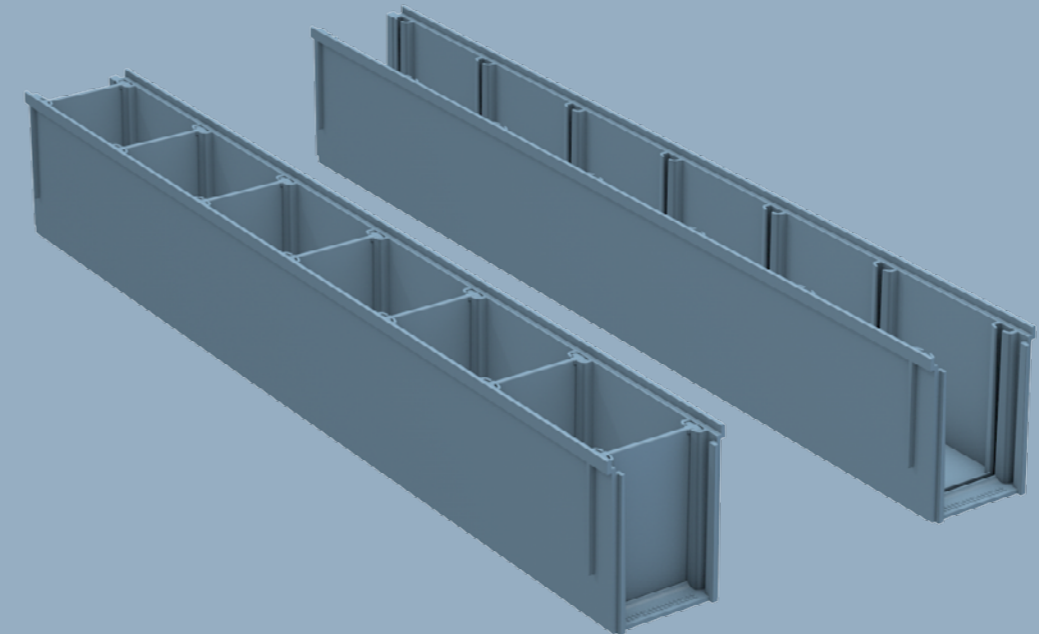
Kardex VLM Box Spacer

Full use of space in the 864 mm deep trays

Thanks to the exact fit of the VLM Box Spacer, the otherwise lost space is now optimally used and offers 6% more space utilization compared to the 813 mm deep trays. The VLM Box Spacer puts your VLM Box in the right position on 864 mm deep tray and reduces the risk of picking errors. With the help of a click system, the VLM Box Spacer can be quickly and easily connected to the VLM Box.

Flexible use

Construct up to 6 small container positions per Spacer with the same width as the VLM Box or store long parts across the entire width of the trays. A rounded bottom also offers ergonomic picking of small parts from the VLM Box Spacer.



Kardex VLM Box StartKits

Choose between 3 different StartKits 1-2-3 depending on the height of your stored goods and then the size of the kit: small or big.

StartKit 1

The kit for all available heights – Our most popular StartKit consists of 100 base boxes that together with a number of frames and dividers can provide up to over 2,000 locations in 33 different bin sizes. For both low and high goods with location heights of 50 to 200 mm. Choose between small and big.

StartKit 2

Perfect mix for lower location heights of 50 to 150 mm. Same concept as StartKit 1. Choose between small and big.

StartKit 3

Our kit best fitted for higher goods. With 100 base boxes and 225 frames, this Start-Kit is geared for the storage of higher goods 100 mm – 200 mm. Choose between small and big.

Add-On: StartKit Spacer

The StartKit Spacer – Small consists of 50 VLM Box Spacer Base Boxes and 200 dividers. The StartKit Spacer – Big consist of 100 VLM Box Spacer Base Boxes and 400 dividers. It was designed specifically for 864 mm deep trays.

	Dimension in mm	StartKit 1 Small	StartKit 1 Big	StartKit 2 Small	StartKit 2 Big
Base	50 × 600 × 800	50 Pcs	100 Pcs	50 Pcs	100 Pcs
Frames	50 × 600 × 800	100 Pcs	200 Pcs	100 Pcs	200 Pcs
Dividers	50 × 600	80 Pcs	175 Pcs	80 Pcs	175 Pcs
	50 × 800	80 Pcs	174 Pcs	80 Pcs	174 Pcs
	100 × 600	35 Pcs	70 Pcs	70 Pcs	140 Pcs
	100 × 800	35 Pcs	70 Pcs	70 Pcs	140 Pcs
	150 × 600	20 Pcs	40 Pcs	20 Pcs	40 Pcs
	150 × 800	20 Pcs	40 Pcs	20 Pcs	40 Pcs
	200 × 600	10 Pcs	35 Pcs	0 Pcs	0 Pcs
200 × 800	10 Pcs	35 Pcs	0 Pcs	0 Pcs	
Spacer Base	100 × 600 × 50	-	-	-	-
Spacer Divider	100 × 50	-	-	-	-
Label-holder		100 Pcs	200 Pcs	100 Pcs	200 Pcs

	Dimension in mm	StartKit 3 Small	StartKit 3 Big	Demo Kit VLM Box	StartKit Spacer Small	StartKit Spacer Big
Base	50 × 600 × 800	50 Pcs	100 Pcs	4 Pcs		
Frames	50 × 600 × 800	125 Pcs	225 Pcs	6 Pcs		
Dividers	50 × 600	0 Pcs	0 Pcs	7 Pcs		
	50 × 800	0 Pcs	0 Pcs	5 Pcs		
	100 × 600	35 Pcs	70 Pcs	7 Pcs		
	100 × 800	35 Pcs	70 Pcs	5 Pcs		
	150 × 600	40 Pcs	80 Pcs	7 Pcs		
	150 × 800	40 Pcs	80 Pcs	5 Pcs		
	200 × 600	10 Pcs	35 Pcs	7 Pcs		
200 × 800	10 Pcs	35 Pcs	5 Pcs			
Spacer Base	100 × 600 × 50	-	-	4 Pcs	50 Pcs	100 Pcs
Spacer Divider	100 × 50	-	-	20 Pcs	200 Pcs	400 Pcs
Label-holder		100 Pcs	200 Pcs	4 Pcs		

Quick delivery
Free freight within Europe
(only for StartKit)

Technical data

Kardex VLM Box

Dimensions	800 mm × 600 mm × 47 mm
Elevation Grid of the frames	48 mm (base box) 98 mm (base box + 1 frame) 148 mm (base box + 2 frames) 198 mm (base box + 3 frames)
Vertical grid size for clip-on frames	50 mm (up to a maximum height of 200 mm)
Material	Box and Frame: Polypropylen (PP) Divider: PET/SAN
Color	Box and Frame: Silver Fir Blue 230/60/15 Divider: Transparent

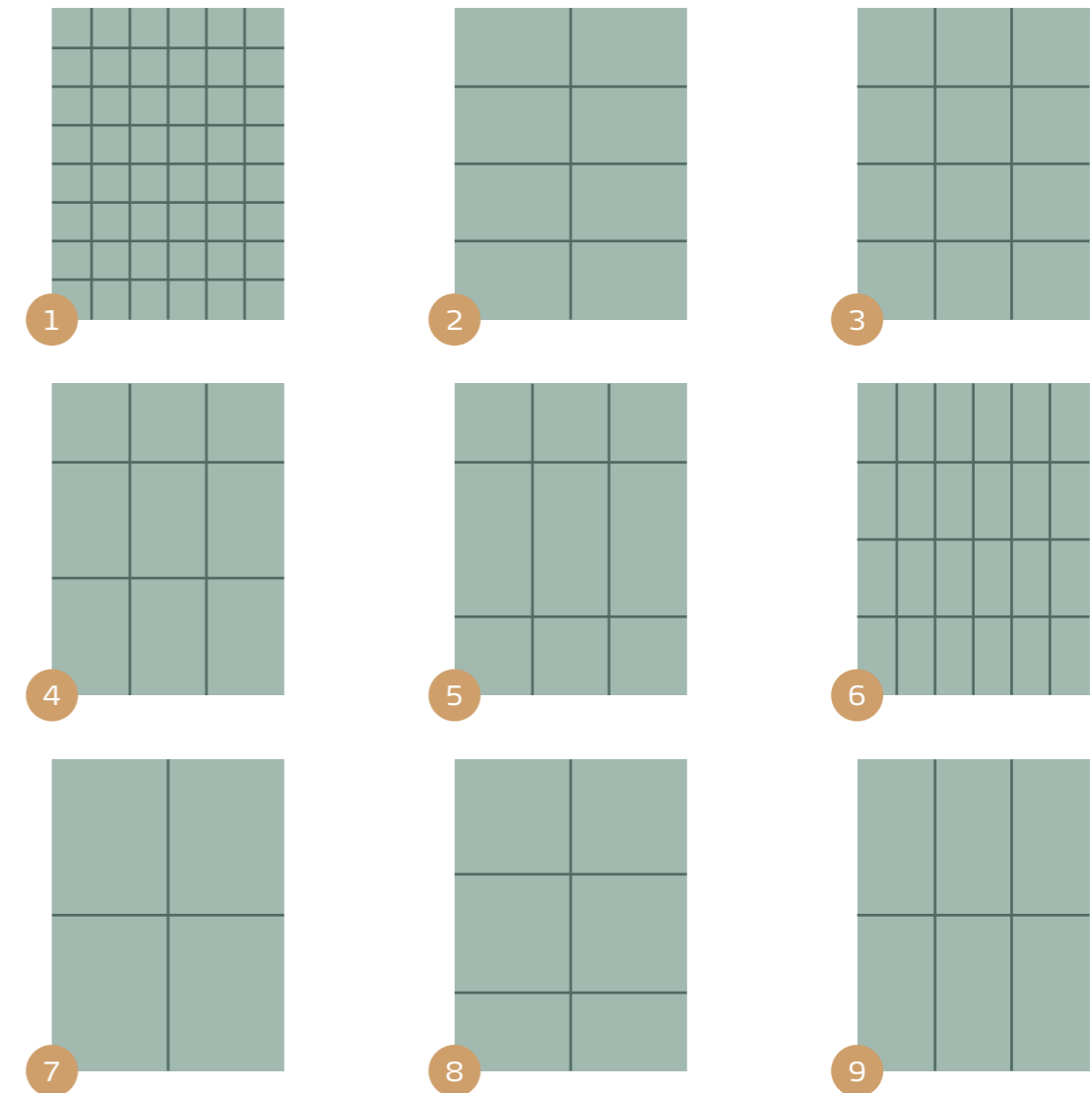
Kardex VLM Box Base

Dimensions	Outside 790 × 590 × 48 mm Inside 771 × 578 × 39 mm
Weight (empty box)	1.32 kg
Volume	17.4 l
Drainage Holes for sprinklers	No

Kardex VLM Box Spacer Base

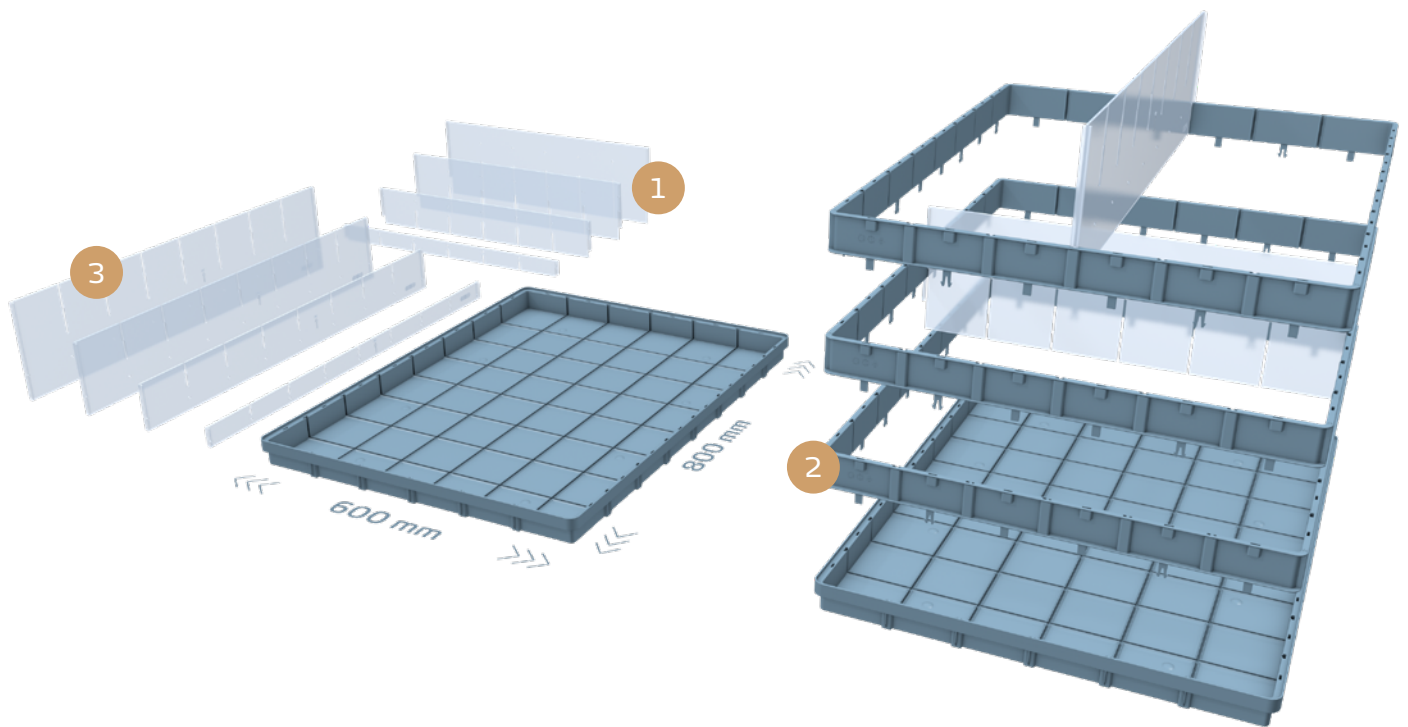
Dimensions	600 mm × 50 mm × 100 mm
Empty wight (without dividers)	0.4 kg
Material	Box and Divider: Polypropylen (PP)
Color	Box and Divider: Silver Fir Blue 230/60/15

9 examples of more than 100 flexible segment layouts



Design	Number of locations	Size in mm × Y*
1	48	48 × (100 × 100)
2	8	8 × (300 × 200)
3	12	12 × (200 × 200)
4	9	6 × (200 × 300) + 3 × (200 × 200)
5	9	3 × (200 × 400) + 6 × (200 × 200)
6	24	24 × (100 × 200)
7	4	4 × (300 × 400)
8	6	4 × (300 × 300) + 2 × (300 × 200)
9	6	6 × (200 × 400)

* Y = flexible height 50/100/150/200 mm



1 Base Box

The basic box is the most important unit in the Kardex VLM Box concept, as all other frames and dividers are based on this box.

2 Frames

With an EasyClick system, the frames can be placed on the base box and plugged into each other to be able to adjust the height of the box quickly and flexibly.

3 Divider

This concept further increases the flexibility of the box in order to provide a comprehensive storage and classification system for the Vertical Lift Module.

 [Contact Us](#)